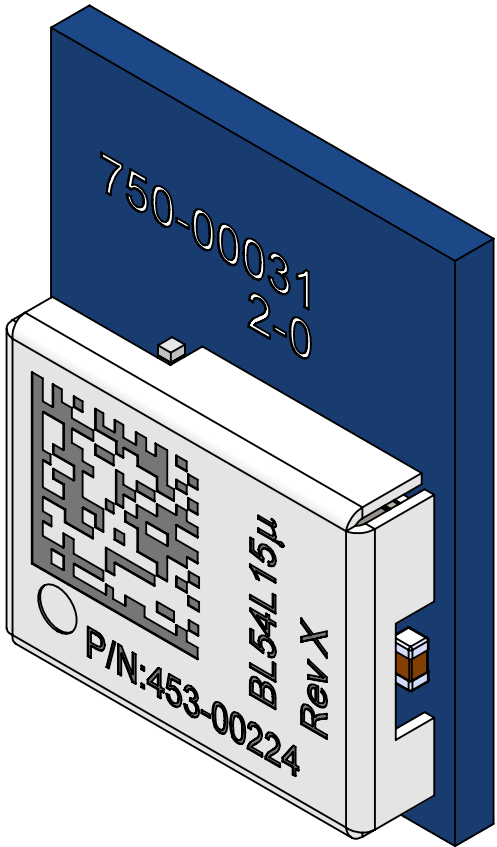

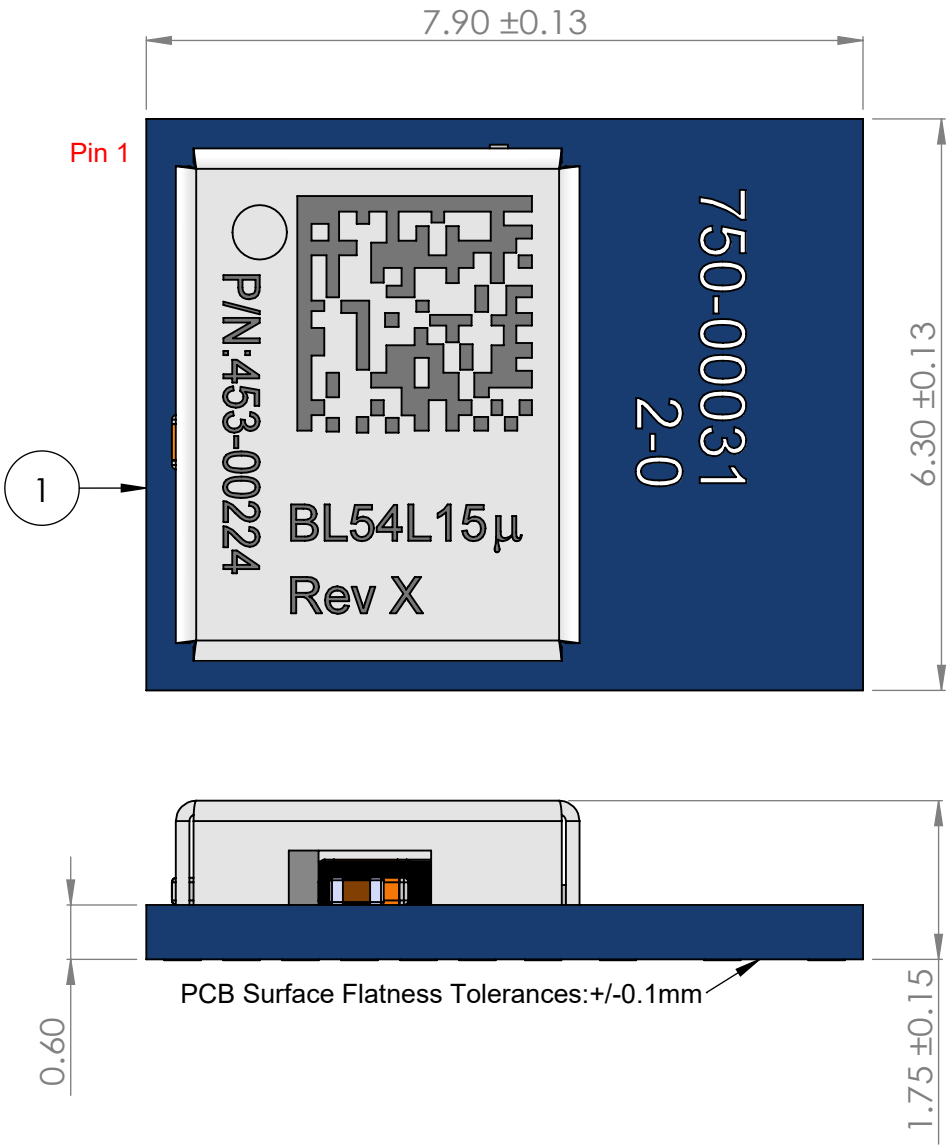
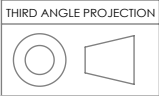


NO.	ITEM NUMBER	REV.	DESCRIPTION	QTY.
1	940-00073	2-2	PCBA, BL54L15μ Module, RF Trace Pin	1

REVISIONS			
REV.	REVISION NOTE	RELEASED DATE	REVISED BY
0-1	Initial release	Jul 15, 2024	IT
0-2	PCBA update BOM/SCH to R2-1	Dec 26, 2024	IT
1-0	1.PVT release 2.Barcode content add date code info	Jun 3, 2025	IT



Notes:
1.Rev X: X=The major revision of the ordering part number which can be found on the PO



UNLESS OTHERWISE NOTED, THIS DOCUMENT CONTAINS LAIRD EZURIO INFORMATION. REPRODUCTION, USE, DISCLOSURE OR TRANSMITTAL OF ALL OR ANY PART OF THIS DOCUMENT IS PROHIBITED EXCEPT TO THE EXTENT APPROVED IN WRITING BY AN AUTHORIZED REPRESENTATIVE OF EZURIO. EZURIO RESERVES ALL RIGHTS UNDER PATENTS, TRADEMARKS, COPY RIGHTS AND TRADE SECRETS. COPYRIGHT, EZURIO 2024, ALL RIGHTS RESERVED.

UNLESS OTHERWISE SPECIFIED: DIMENSIONS ARE IN MILLIMETERS TOLERANCES: ANGULAR: ± .5 X.X ± .2 X.XX ± .1 INTERPRET GEOMETRIC TOLERANCING PER: ASME 14.5M	CAD FILE: 453-00224		TITLE: Module, BL54L15μ, RF Trace Pin		
	DATE		SIZE B	DWG. NO. 453-00224	REV 1-0
	SHEET 1 OF 1	Unit: mm			